




# English

## Pupil's Book 1




LONDON



# ABC

Aa



Bb




Cc



Dd



Ee



Ff



Gg



Hh



Ii



Jj



Kk



Ll



Mm



Nn



Oo




Pp




Qq



Rr



Ss



Tt



Uu



Vv



Ww



Xx



Yy



Zz



# CLASSROOM LANGUAGE

Stand up.



Sit down.



Open.



Close.



Take.



Put.



Listen.



Sing.



Point.



Draw.



Write.



Speak.



Read.



Can I go out?



I'm sorry I'm late.





# АНГЛИЙСКИЙ ЯЗЫК

Учебное пособие для **3** класса  
учреждений общего среднего образования  
с русским языком обучения

В двух частях

## Часть 1

Допущено Министерством образования  
Республики Беларусь

2-е издание,  
пересмотренное и дополненное



Минск  
«Вышэйшая школа»  
2023

Правообладатель Вышэйшая школа

УДК 811.111(075.2=161.1)  
ББК 81.2Англ-922  
А64

Авторы: Л.М. Лапицкая, А.И. Калишевич, Т.Ю. Севрюкова, Н.М. Седунова

Рецензент: учитель английского языка высшей квалификационной категории государственного учреждения образования «Гимназия № 7 г. Минска» Н.В. Бляхник



Работа в парах



Проект



Работа в группах



Игра



Письменное задание



Электронное приложение к учебному пособию  
размещено на ресурсе [lingvo.adu.by](http://lingvo.adu.by)



Ссылка (QR-код) на электронное приложение



Аудиозапись



Видео

ISBN 978-985-06-3515-0 (ч. 1)  
ISBN 978-985-06-3514-3

© Оформление. УП «Издательство  
«Вышэйшая школа»», 2023

Правообладатель Вышэйшая школа

# Contents

<b>UNIT 1.</b> About me. . . . .	<b>4</b>
<b>UNIT 2.</b> My family. . . . .	<b>29</b>
<b>UNIT 3.</b> People around me. . . . .	<b>68</b>
<b>UNIT 4.</b> Our pets. . . . .	<b>102</b>
Vocabulary . . . . .	<b>134</b>

# UNIT 1. About me.



## Lesson 1. I'm Liz.

1.  Listen, point to the picture, and say the number.  
Послушай, покажи картинку и назови номер.



2a.  Picture dictionary. Name the characters.  
Назови героев.



Hi!

Liz



Hello!

Mike



Mrs Read



Mr Comp

2b.  Listen and guess: Who is speaking? Послушай и угадай: Кто говорит?

3.  Sing the song. Спой песню.





Hello! I'm Liz. Hello! I'm Liz.  
Hello, hello, Liz! Hello! Hello!



4. Say "Goodbye" to the characters. Скажи героям «До свидания».

## Lesson 2. What's your name?

1.   Picture dictionary. Name the characters.  
Назови героев.



Lucky



Susie




Rose



Peter

**2a.** 🎧 Listen, look, and answer: What does the teacher say? Послушай, посмотри и ответь: Что говорит учительница?




**2b.** 🎧 Listen and point to the pictures. Послушай и покажи картинки.

**2c.** 👥 Act out the story. Разыграйте историю по ролям.

**3.** 👥 Ask your classmate's name and surname. Спроси имя и фамилию у одноклассника.

Model. A: What's your name / surname?

B: I'm Lena / Rybko.

**4a.**  Listen and point to the letters (ex. 4c).  
Послушай и покажи буквы (упр. 4с).

**4b.** Say after the teacher. Повтори за учителем.

**4c.**  Sing the Alphabet song. Спой песню про алфавит.



**Aa** Bb Cc Dd **Ee** Ff Gg Hh  
**Ii** Jj Kk Ll Mm Nn **Oo** Pp Qq  
 Rr Ss Tt **Uu** Vv Ww Xx Yy Zz





Read and sing the alphabet.

 Learn to write letters. Учись писать буквы.

## Lesson 3. How are you?

**1a.**  Listen, look, and answer: How's Mike? Послушай, посмотри и ответь: Как дела у Майка?





**1b.** 🎧 Listen and point to the pictures. Послушай и покажи картинки.

**1c.** 🧑🧑 Act out the story. Разыграйте историю по ролям.

**2.** 🧑🧑 Ask your classmate: How are you? Спроси у одноклассника: Как дела?

**Model. A:** How are you, Lena?

**B:** I'm fine, thanks. / I'm OK, thanks.

**3. Count.** Посчитай.

1

one

2

two

3

three

4

four

5

five

**4.** 🧑🧑 📝 Do the sums. Speak English. Реши примеры. Говори по-английски.

**Model.**  $1 + 1 = 2$  One and one is two.

$1 + 1 =$

$2 + 2 =$

$1 + 4 =$

$1 + 2 =$

$3 + 1 =$

$3 + 2 =$

$2 + 3 =$

$1 + 1 + 1 =$

$2 + 2 + 1 =$

**5a.** 🎧 Sing the Alphabet song. Спой песню про алфавит.

**5b.** Say vowel and then consonant letters. Назовите гласные, а затем согласные буквы.

## Lesson 4. How old are you?

**1.** Count. Посчитай.

6

six

7

seven

8

eight

9

nine

10

ten

**2a.** 🎧 Listen, look, and answer: Whose birthday is it? Послушай, посмотри и ответь: Чей день рождения?

How old are you, Liz?

I'm eight.

1



I'm eight.  
And you, Mike?








**2b.** 🌸 Act out the story. Разыграйте историю по ролям.

**3.** 👤 Ask your classmate: How old are you?  
Спроси у одноклассника: Сколько тебе лет?



Model. A: How old are you, Lena?

B: I'm nine.

**4.** 🎧 📖 Listen, chant along, and say the “Letters and sounds” chant. Послушай, проговори одновременно с записью и расскажи рифмовку «Буквы и звуки».

<b>Aa</b>		<b>Bb</b>		<b>Cc</b>	
					
<b>a</b> corn	<b>a</b> pple	<b>b</b> us	<b>c</b> inema	<b>c</b> at	

**5a.** Name the letters in alphabetical order (p. 7).  
Назови буквы в алфавитном порядке (с. 7).

**5b.**   Watch, listen, and say the letter sounds (read the letters). Посмотри, послушай и назови звуки, которые эти буквы изображают (прочитай буквы).

Aa, Bb, Cc, Dd, Ff, Jj, Kk, Ll, Mm, Nn, Pp, Ss, Tt, Vv, Xx, Zz.

**6.**  Write the letters. Пропиши буквы.

Aa      Bb      Cc

  Learn to write letters. Учись писать буквы.

## Lesson 5. What's your phone number?

**1a.** Look and say the phone numbers. Посмотри и назови номера телефонов.

①



②



③





**1b.** 🎧 Listen and guess: Whose phone number?  
Послушай и угадай: Чей это номер телефона?

**1c.** 👤👤 Play “A guessing game”. Поиграйте в игру «Угадай».

**Model.** A: What’s your phone number?

B: 1-2-3-7-0-8.

A: Number 4.

B: Yes.

**2.** 👤👤 Ask your classmate’s phone number. Спроси у одноклассника номер телефона.

**Model.** A: What’s your phone number, Lena?



B: 2-6-5-8-3-7.





**3.** Learn your other classmates’ phone numbers. Write them down. Узнай номера телефонов других одноклассников. Запиши их.

**Model.** A: What’s your phone number, Oleg?



B: 3-4-0-9-9-5.



4.   Listen, chant along, and say the “Letters and sounds” chant. Послушай, проговори одновременно с записью и расскажи рифмовку «Буквы и звуки».

<p><b>Dd</b></p>  <p>dog</p>	<p><b>Ee</b></p>  <p>Egypt</p>  <p>elephant</p>	<p><b>Ff</b></p>  <p>frog</p>
---	---	---

5a.  Say the letters in alphabetical order (p. 7). Назови буквы в алфавитном порядке (с. 7).

5b.   Watch, listen, and say the letter sounds (read the letters). Посмотри, послушай и назови звуки, которые эти буквы изображают (прочитай буквы).

Aa, Bb, Cc, Dd, Ee, Ff, Jj, Kk, Ll, Mm, Nn, Pp, Ss, Tt, Vv, Xx, Zz.

6.  Write the letters. Пропиши буквы.

Dd

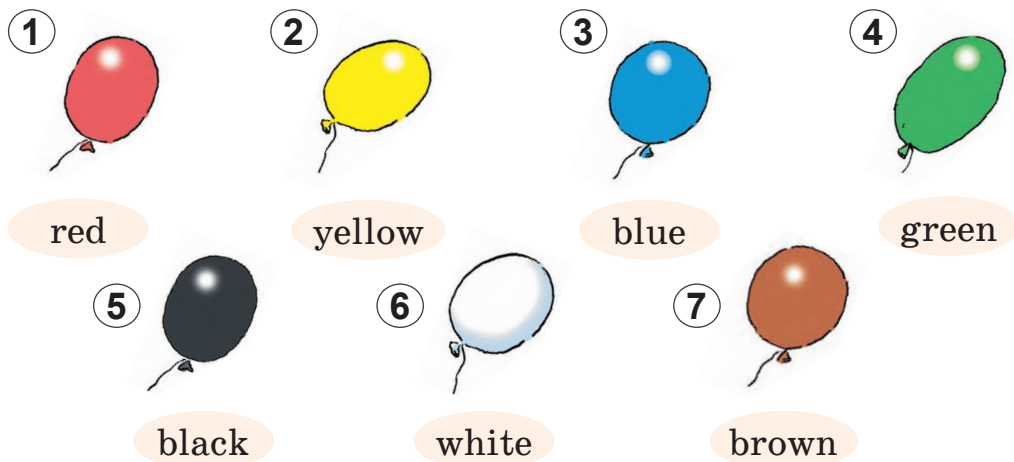
Ee

Ff

 Learn to write letters. Учись писать буквы.

## Lesson 6. What colour?

**1a.**  Listen, point to the colour, and say the number. Послушай, покажи цвет и назови номер.



**1b.**  Point and say the colours. Покажи и назови цвета.

**2.**  Point to the colours (ex. 1a) and sing the song. Показывай цвета и пой песню (упр. 1a).

Red and yellow,  
Blue and green,  
Blue and green,  
Blue and green.



Red and yellow,  
Blue and green,  
Black and white and brown.



3. 👤👤 Play “A guessing game”. Поиграйте в игру «Угадай».

Model. A: Yellow?

B: No.

A: Red?




B: Yes.

4. 👤👤 Look and answer: What colour are they? Посмотри и ответь: Какого они цвета?

Model. Lucky is brown and white.



5. 🎧 🗣️ Listen, chant along, and say the “Letters and sounds” chant. Послушай, проговори одновременно с записью и расскажи рифмовку «Буквы и звуки».

<p><b>Gg</b></p>  <p>giraffe      girl</p>	<p><b>Hh</b></p>  <p>horse</p>	<p><b>Ii</b></p>  <p>ice cream      igloo</p>
---	---	---

**6a.** 👤 Say the letters in alphabetical order (p. 7).  
Назови буквы в алфавитном порядке (с. 7).

**6b.** 🎬🎧 Watch, listen, and say the letter sounds (read the letters).  
Посмотри, послушай и назови звуки, которые эти буквы изображают (прочитай буквы).

Aa, Bb, Cc, Dd, Ee, Ff, Gg, Hh, Ii, Jj, Kk, Ll, Mm, Nn, Pp, Ss, Tt, Vv, Xx, Zz.

**7.** 📝 Write the letters. Пропиши буквы.

Gg Hh Ii

🌐📝 Learn to write letters. Учись писать буквы.

## Lesson 7. Red and yellow is orange.

**1a.** 🎧 Listen, point to the colour, and say the number.  
Послушай, покажи цвет и назови номер.

①



orange

②



purple

③



pink

④



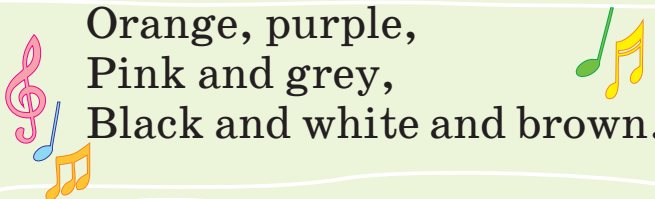
grey

**1b.** 👤👤 **Point and say the colours. Покажи и назови цвета.**

**2.** 🎧 **Point to the colours (ex. 1a) and sing the song. Показывай цвета и пой песню (упр. 1a).**

Orange, purple,  
Pink and grey,  
Pink and grey,  
Pink and grey.

Orange, purple,  
Pink and grey,  
Black and white and brown.



**3a.** 🎧 **Listen, look, and answer: What colour is Susie? Послушай, посмотри и ответь: Какого цвета Сьюзи?**


**1** Yellow and red is orange. Blue and red is purple. Good.


White and red is pink. Yes. Good!



**2**

Blue and yellow is green. Yes...  
Black and white is grey. Good.






**3b.** 🎧 Listen and point to the pictures. Послушай и покажи картинки.

**3c.** 👤 Play “A memory game”. Поиграйте в игру «Ты помнишь?»

Model. A: Blue and yellow.

B: Green.

**4a.** 🎧 Listen and point to the colours. Послушай и покажи цвета.



Make the colour green.  
 Make the colour green.  
 Blue and yellow,  
 blue and yellow.  
 Make the colour **green**.

Make the colour pink.  
 Make the colour pink.  
 Red and white,  
 red and white.  
 Make the colour **pink**.

②



③



Make the colour grey.  
 Make the colour grey.  
 Black and white,  
 black and white.  
 Make the colour **grey**.

Make the colour orange.  
 Make the colour orange.  
 Red and yellow,  
 red and yellow.  
 Make the colour **orange**.

④



*(Elizabeth Scofield)*

**4b.** 👤👤 Look at the pictures (ex. 4a). Say the colours.  
 Посмотри на картинки (упр. 4а). Назови цвета.

**Model.** Blue and yellow make the colour green.

**4c.** 👤👤 Say the chant. Расскажи рифмовку.

**5.** 📝 Write, say, and read the letters from Aa to Ii.  
 Напиши, назови и прочитай буквы от Aa до Ii.

 Play the game “Do you know the letter sounds?”.  
Поиграйте в игру «Знаете ли вы звуки букв?».

## Lesson 8. I can sing a rainbow.

**1a.**  Listen, look, and compare the rainbows in the sky and in the animals’ picture. Послушай, посмотри и сравни радуги в небе и на рисунке ЖИВОТНЫХ.

**Suisie:** Look! A rainbow! Nice!

**Mr Compy:** Red.

**Susie:** Orange.

**Mr Compy:** Yellow.

**Susie:** Green.

**Mr Compy:** Blue.

**Susie:** Dark blue.

**Mr Compy:** Purple.

**Susie and Mr Compy:** One, two, three, four, five, six, seven. Seven colours!

1



2



**Lucky:** Look! Red, yellow, pink, green, purple, orange, blue.

**Rose:** Hurray! Look! A rainbow!

**Lucky:** Yes! A rainbow! Woof!  
Woof!

Mr Compy: No, Rose. No, Lucky.  
Wrong colours.<sup>1</sup>

Susie: Rose! Lucky! Your  
rainbow! It's nice!<sup>2</sup>

Lucky: Woof! Woof!



1b. Listen and point. Послушай и покажи.

1c. Act out the story. Разыграйте историю по ролям.

2a. Listen and answer: Which rainbow are they singing about? Послушай и ответь: Про какую радугу они поют?

2b. Listen and point to the rainbow colours (ex. 1a).  
Слушай и показывай цвета радуги (упр. 1а).

2c. Point to the colours (ex. 1a, picture 2) and sing the song. Показывай цвета (упр. 1а, рис. 2) и пой песню.

Red and yellow,  
And pink and green,  
Purple, and orange, and blue.  
I can sing a rainbow,  
Sing a rainbow, sing a rainbow, too.




<sup>1</sup> Wrong colours. – Неправильные цвета.

<sup>2</sup> It's nice! – здесь: Она красивая!

**2d.** Point to the colours and sing the “right” rainbow (ex. 1a, picture 1). Показывай цвета и пой «правильную» радугу (упр. 1а, рис. 1).

**3.** Find coloured letters and numbers in your classroom and name them. Найди цветные буквы и цифры в своём классе и назови их.


Model. One. – One is yellow. Dd. – Dd is purple.

**4.**  Draw your rainbow. Say the colours. Нарисуй свою радугу. Назови цвета.

 Play the game “Do you know the letter sounds?”. Поиграйте в игру «Знаете ли вы звуки букв?».

## Lesson 9. Letters fun.

**1.**  Sing the Alphabet song (p. 7). Спой песню про алфавит (с. 7).



**2a.**  Find the letters and say what colour they are. Найди буквы и скажи, какого они цвета.

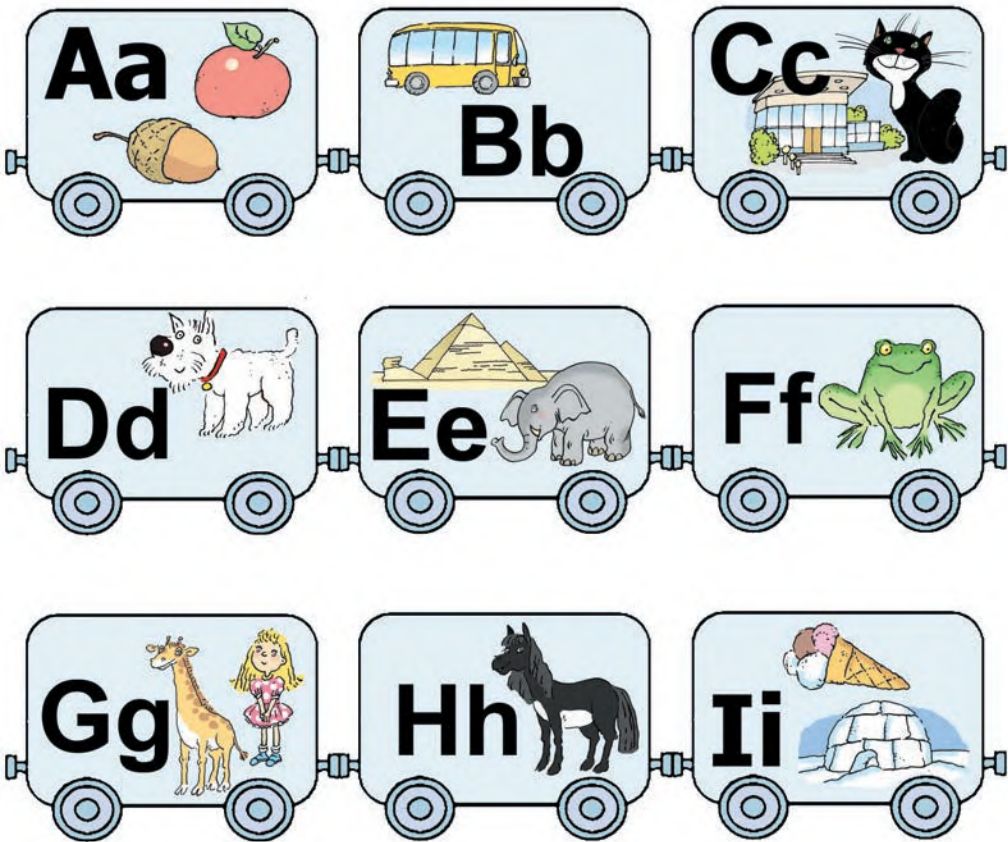
Model. Aa is orange.



**2b.**  Play “A memory game”. Поиграйте в игру «Ты помнишь?».


Model. Aa is orange. Bb is ... .

**3.**   Listen, chant along, and say the “Letters and sounds” chant. Послушай, проговори одновременно с записью и расскажи рифмовку «Буквы и звуки».



**4. 👤👤 Find the differences. Compare the pictures in ex. 3 and 4. Найди отличия. Сравни рисунки в упр. 3 и 4.**

**Model.** A brown acorn – a green acorn.



**5. 👤👤 Play the “I spy” game. Use the words from ex. 3. Поиграйте в игру «Я вижу». Используйте слова из упр. 3.**

**Model.** A: I spy with my little eye something beginning with the sound “f”.

B: Frog.

**6. 🎬🎧 Watch, listen, and say the letter sounds (read the letters). Посмотри, послушай и назови звуки, которые эти буквы изображают (прочитай буквы).**

Aa, Bb, Cc, Dd, Ee, Ff, Gg, Hh, Ii, Jj, Kk, Ll, Mm, Nn, Pp, Ss, Tt, Vv, Xx, Zz.

7. ✍ Write the letters. Напиши буквы.

G ...      ... а      F ...

B ...      ... е      ... і

D ...      H...      C ...

## Lesson 10. Make your puppet.

1a. 🎧 Listen, look, and answer: What is Nikki's puppet's phone number? Послушай, посмотри и ответь: Какой номер телефона у куклы Никки?

Puppet 1: Hello. What's your name?

Puppet 2: Hello. I'm Sam. What's your name?

Puppet 1: I'm Tim.

1



Ben

Nikki

**Puppet 1:** How are you, Sam?

**Puppet 2:** I'm fine. Thanks.

How are you, Tim?

**Puppet 1:** I'm OK.



2

1. Tim 2. Sam



1. Tim 2. Sam

**Puppet 1:** How old are you?

**Puppet 2:** I'm six. How old are you?

**Puppet 1:** I'm three.

**Puppet 1:** What's your phone number, Sam?

**Puppet 2:** 987 654 321. What's your phone number?

**Puppet 1:** 135 790 468.

**Puppet 1:** Goodbye, Sam.

**Puppet 2:** Goodbye, Tim.



4

1. Tim 2. Sam

**1b.**  Listen and point to the pictures. **Послушай и покажи картинки.**

**1c.**  Act out the talk. **Разыграйте по ролям.**

**2a.**  Make your puppet (draw it on your hand). **Сделай свою куклу (нарисуй её на руке).**

**2b.** Play 4 rounds of the “Two lines” game. Your puppet talks to somebody new in each round. In round 1 ask each other one question, in round 2 – two questions, etc. (see the questions in ex. 1a).

Поиграйте в игру «Две линии» 4 раунда. Ваша кукла разговаривает с кем-либо новым в каждом раунде. В раунде 1 задайте один вопрос, в раунде 2 – два и т.д. (см. вопросы в упр. 1a).

**Model.** Line 1: What’s your name?

Line 2: I’m Ken. What’s your name?

Line 1: I’m Ann. Goodbye, Ken.

Line 2: Goodbye, Ann!

**3.**  Play the “Talk to the characters” board game. Throw a dice and compete in pairs (see p. 28).

Поиграйте в настольную игру «Разговор с героями». Бросайте кубик и соревнуйтесь в парах (см. с. 28).





















**Model.** 1. What’s your name? – I’m Mike.

2. How are you? – I’m fine, thanks.

3. How old are you? – I’m eight.

4. What’s your phone number? –  
270 913.

START

 <p>Mike</p>			270913	 <p>Liz</p>
 <p>Susie</p>		172903		
			172903	 <p>Lucky</p>
 <p>Rose</p>	 <p>Peter</p>	270913		
			285516	


FINISH

# UNIT 2. My family.



## Lesson 1. Photo albums.

1. Picture dictionary. Listen and point to the pictures of Rose's family. Послушай и покажи картинки членов семьи Роуз.



2a. Listen, look, and answer: Who wasn't at home when Rose called? Послушай, посмотри и ответь: Кого не было дома, когда позвонила Роуз?

Hello, mum. Hello, mum.  
Hello, mum. Hello to you.



**2b.** Sing the song. Спой песню.

**3a.** 🎧 Listen, look, and answer: Who's in Liz's family? Послушай, посмотри и ответь: Кто есть в семье Лиз?

1

Hi, Liz!

Hi, Mike! How are you?

I'm fine. And you?

I'm fine, thanks.

2


Look! My family.

3

4

My mum and my dad.

My sister.



5



My brother.

6



My granny and my grandad.

7

My cat.



8

Oh, no! Your dog!



3b. 🎧 Listen and point to the pictures. Послушай и покажи картинки.

3c. 👤 Act out the story. Разыграйте историю по ролям.

4. 🎧 🗣️ Listen, chant along, and say the “Letters and sounds” chant. Послушай, проговори одновременно с записью и расскажи рифмовку «Буквы и звуки».

Jj



jam

Kk



kangaroo

Ll



lemon

**5a.** Read the names 1) after the teacher; 2) together with the teacher; 3) in pairs. Прочитай имена 1) за учителем; 2) вместе с учителем; 3) в парах.



Liz

Iris

Jill

Eliza

Kim



Tim

Mike

Sid

Simon

Jim

Miles

**5b.** Read 1) the words with “i” as in “ice cream”; 2) with “i” as in “igloo”; 3) all the words. Прочитай 1) слова с буквой “i” как в слове “ice cream”; 2) с буквой “i” как в слове “igloo”; 3) все слова.



Eliza, Iris, Jill, Kim, Kris, Linda, Liv, Liz.



Bill, Jim, Mike, Miles, Milo, Sid, Simon, Tim.

**5c.**  Listen and check your answers (ex. 5b).  
Послушай и проверь свои ответы (упр. 5b).

**6.**  Read and act out. Прочитайте и разыграйте по ролям.



Hi! I'm Mike. I'm fine.

Hi! I'm Liz. I'm fine.



7.  Write the letters. Пропиши буквы.

J j      K k      L l

  Learn to write letters. Учись писать буквы.

 Do the activity “Letters hunt”. Выполни задание «Охота за буквами».

## Lesson 2. A great big turnip.

1a. Look and say: What’s the difference? Посмотри и скажи: Какая между ними разница?



1b.  Listen and point to the pictures. Послушай и покажи картинки.

**2a.**  Listen, look, and answer: Who helps the boy? Послушай, посмотри и ответь: Кто помогает мальчику?

1 Look! A little turnip.



2 Look! A big turnip.



3 Mum, help!



4 Dad, help!



5 Granny, help!



6 Granddad, help!



7 Dog, help! Cat, help!



8 Look! A great big turnip!




2b. 🎧 Listen and point to the pictures. Послушай и покажи картинки.


2c. 👥 Act out the story. Разыграйте историю по ролям.

3a. 👥 What's the odd one? Why? Что лишнее? Почему?


1




2



3







4



**3b.** 👤👤 What's the odd one? Why? Что лишнее? Почему?

1	a	B	C	D
2	e	f	G	h
3	I	J	K	l

**4.** 🎧📻 Listen, chant along, and say the “Letters and sounds” chant. Послушай, проговори одновременно с записью и расскажи рифмовку «Буквы и звуки».

<p><b>Mm</b></p>  <p>mouse</p>	<p><b>Nn</b></p>  <p>nut</p>	<p><b>Oo</b></p>   <p>oval      orange</p>
---	---	---

**5a.** Read the names 1) after the teacher; 2) together with the teacher; 3) in pairs. Прочитай имена 1) за учителем; 2) вместе с учителем; 3) в парах.

<p>👧👧 Moll                  Rose</p> <p>Molly                  Rosie</p> <p>Polly                  Jo</p> <p>Dolly                  Jode</p>	<p>👦👦 Bob                  Cole</p> <p>Ron                  Stone</p> <p>Scott                  Toby</p> <p>Collin                  Tony</p>
--	--

**5b.** Read 1) the words with “o” as in “oval”; 2) with “o” as in “orange”; 3) all the words. Прочитай 1) слова с буквой “о” как в слове “oval”; 2) с буквой “о” как в слове “orange”; 3) все слова.



Dolly, Hope, Jo, Jode, Lo, Moll, Molly, Polly, Rose, Rosie.



Bob, Cole, Collin, Rob, Rod, Scott, Stone, Toby, Tom, Tony.

**5c.**  Listen and check your answers (ex. 5b).  
Послушай и проверь свои ответы (упр. 5b).

**6.**  Read and act out. Прочитайте и разыграйте по ролям.

- I’m a dog. I’m big.
- I’m a frog. I’m little.
- Hi, Big Dog!
- Hi, Little Frog!



**7.**  Write the letters. Пропиши буквы.

M m      N n      O o

 Learn to write letters. Учись писать буквы.

 Do the activity “Letters hunt”. Выполни задание «Охота за буквами».


## Lesson 3. I've got a mum.


1. 🎧 Listen, look, and say the chant. Послушай, посмотри и расскажи рифмовку.


I've got a mum.  
I've got a dad.  
I've got a sister, a brother,  
and a cat.




2a. 🎧 Listen and guess: Who is speaking? Послушай и угадай: Кто говорит?

1  Kim

2  Bob

3  Dan

4  Nikki



**2b.**  Play “A guessing game”. Поиграйте в игру «Угадай».



**Model.** A: I’ve got a mum, a dad, and a granny.

B: Bob.



A: Yes.

**3.**  **Grammar secret.** Грамматический секрет.

a	an
	



**4.**   Listen, chant along, and say the “Letters and sounds” chant. Послушай, проговори одновременно с записью и расскажи рифмовку «Буквы и звуки».

<p><b>Pp</b></p>  <p><b>pig</b></p>	<p><b>Qq</b></p>  <p><b>queen</b></p>	<p><b>Rr</b></p>  <p><b>rocket</b></p>
--	--	--


**5.**   Watch, listen, and say the letter sounds (read the letters). Посмотри, послушай и назови звуки, которые эти буквы изображают (прочитай буквы).

Aa, Bb, Cc, Dd, Ee, Ff, Gg, Hh, Ii, Jj, Kk, Ll, Mm, Nn, Oo, Pp, Qq, Rr, Ss, Tt, Vv, Xx, Zz.

**6a.** Read the names 1) after the teacher; 2) together with the teacher; 3) in pairs. Прочитай имена 1) за учителем; 2) вместе с учителем; 3) в парах.

 Pam	Kate	 Al	Jake
Pat	Jade	Dan	Jaden
Sam	Grace	Matt	James
Nat	Blake	Max	Jason


**6b.** Read 1) the words with “a” as in “acorn”; 2) with “a” as in “apple”; 3) all the words. Прочитай 1) слова с буквой “a” как в слове “acorn”; 2) с буквой “a” как в слове “apple”; 3) все слова.

 Ann, Blake, Fran, Grace, Jade, Kate, Nat, Pat, Sam.

 Ace, Al, Brad, Dan, Dave, Matt, Max, Jake, James, Jason.

6с. 🎧 Listen and check your answers (ex. 6b).  
Послушай и проверь свои ответы (упр. 6b).

7. 👥 Read and act out. Прочитайте и разыграйте по ролям.



8. ✍️ Write the letters. Пропиши буквы.

P p Q q R r


🌐 ✍️ Learn to write letters. Учись писать буквы.

🌐 Play dominoes "Big and small A-L letters".  
Поиграйте в домино «Большие и маленькие буквы A-L».

## Lesson 4. I haven't got a dog.

1a. 🎧 Listen, look, and answer: Why is the dog's name Lucky? Послушай, посмотри и ответь: Почему собаку зовут Лаки?

1



Mum! Dad! Look! A dog!  
It's little! It's nice<sup>1</sup>!

What's your name?


I haven't got a mum!

How old are you?

I don't know.<sup>2</sup>

I haven't got a dad!

2



I don't know.

3



<sup>1</sup> nice – здесь: хорошенькая

<sup>2</sup> I don't know. – Я не знаю.

Mum! Dad! Can I take the dog, please?<sup>1</sup>

4



5



I've got a family! I'm lucky!<sup>2</sup>

**1b.** Listen and point to the pictures. **Послушай и покажи картинки.**

**2.** Listen and guess: Who is speaking? **Послушай и угадай: Кто говорит?**

Buzz



Jill








**3. Speak about you. Расскажи о себе.**



**Model.** I've got a mum and a dad. I haven't got a sister. I haven't got a brother.

<sup>1</sup> Can I take the dog, please? – Пожалуйста, можно мне взять собаку?

<sup>2</sup> I'm lucky! – Я счастливчик! (Мне повезло!)

4.   Listen, chant along, and say the “Letters and sounds” chant. Послушай, проговори одновременно с записью и расскажи рифмовку «Буквы и звуки».

<p><b>Ss</b></p>  <p>snake</p>	<p><b>Tt</b></p>  <p>telephone</p>	<p><b>Uu</b></p>   <p>uniform umbrella</p>
---	---	--

5.   Watch, listen, and say the letter sounds (read the letters). Посмотри, послушай и назови звуки, которые эти буквы изображают (прочитай буквы).

Aa, Bb, Cc, Dd, Ee, Ff, Gg, Hh, Ii, Jj, Kk, Ll, Mm, Nn, Oo, Pp, Qq, Rr, Ss, Tt, Uu, Vv, Xx, Zz.

6a. Read the names 1) after the teacher; 2) together with the teacher; 3) in pairs. Прочитай имена 1) за учителем; 2) вместе с учителем; 3) в парах.



Bun

Lux

Susan

Cute

Susie

Muse



Russ

Buzz

Duff

Justin

Duke

Tudor

**6b.** Read 1) the words with “u” as in “uniform”; 2) with “u” as in “umbrella”; 3) all the words. Прочитай 1) слова с буквой “u” как в слове “uniform”; 2) с буквой “u” как в слове “umbrella”; 3) все слова.



Bun, Cute, Lux, Muse, Sue, Susan, Susie.



Buzz, Duff, Duke, Justin, Russ, Tudor.

**6c.**  Listen and check your answers (ex. 6b).  
Послушай и проверь свои ответы (упр. 6b).

**7.**  Read and act out. Прочитайте и разыграйте по ролям.

– Hi! I’m Susie.  
– Hello, Susie. I’m Lucky.



**8.**  Write the letters. Пропиши буквы.

S s      T t      U u



Learn to write letters. Учись писать буквы.

## Lesson 5. Have you got a sister?

1. 🎧 Listen, look, and say the chant. Послушай, посмотри и расскажи рифмовку.



Have you got a sister? – No, I haven't.  
Have you got a brother? – No, I haven't.  
Have you got a cat? – No, I haven't.  
Have you got a dog? – Yes, I have!

2a. 🎧 Listen, look, and answer: Why is Liz crying?  
Послушай, посмотри и ответь: Почему Лиз плачет?

1

What's your name?

What's your surname?

Liz.

Brown.

How old are you?

I'm eight.

2

Have you got a mum?



Yes, I have.

3

Liz!



Oh, mummy! I love you very much!<sup>1</sup>

**2b.** 🧑‍🧑 Act out the story. Разыграйте историю по ролям.

**3.** 🧑🧑🎧 Role-play “Lost in the park”. Ролевая игра «Потерялся в парке».

**Model.** Policeman: What’s your name?

You: I’m Danila.



Policeman: What’s your surname?

You: Makarevich.

Policeman: How old are you?

You: I’m seven.



<sup>1</sup> I love you very much! – Я тебя очень люблю.



**Policeman:** Have you got a mum?

**You:** Yes, I have.





**Policeman:** Have you got a dad?

**You:** Yes, I have.





**Policeman:** What's your mum's phone number?

**You:** 2409908.

4.   Listen, chant along, and say the “Letters and sounds” chant. Послушай, проговори одновременно с записью и расскажи рифмовку «Буквы и звуки».

<b>Vv</b>  vase	<b>Ww</b>  window
---	--

5.   Watch, listen, and say the letter sounds (read the letters). Посмотри, послушай и назови звуки, которые эти буквы изображают (прочитай буквы).

Aa, Bb, Cc, Dd, Ee, Ff, Gg, Hh, Ii, Jj, Kk, Ll, Mm, Nn, Oo, Pp, Qq, Rr, Ss, Tt, Uu, Vv, Ww, Xx, Zz.

**6a.** Read the names 1) after the teacher; 2) together with the teacher; 3) in pairs. Прочитай имена 1) за учителем; 2) вместе с учителем; 3) в парах.



Meg

Jess

Emma

Stella

Eva

Eve



Jeff

Fred

Greg

Pete

Leo

Steve

**6b.** Read 1) the words with “e” as in “Egypt”; 2) with “e” as in “elephant”; 3) all the words. Прочитай 1) слова с буквой “e” как в слове “Egypt”; 2) с буквой “e” как в слове “elephant”; 3) все слова.



Bella, Ellis, Emma, Eva, Eve, Jess, Meg, Stella, Tessa.



Dennis, Edwin, Fred, Greg, Jeff, Ken, Leo, Pete, Steve.

**6c.**  Listen and check your answers (ex. 6b).  
Послушай и проверь свои ответы (упр. 6b).

**7.**  Read and act out. Прочитайте и разыграйте по ролям.

– I’m a hen. I’m Jen.

– Hi, Jen. I’m a lemur<sup>1</sup>.

I’m Eva.

– Hello, Eva.



<sup>1</sup> lemur – лемур

8.  Write the letters. Пропиши буквы.


V v      W w


  Learn to write letters. Учись писать буквы.

 Do the activity "Letters hunt". Выполни задание «Охота за буквами».

## Lesson 6. Families.

1a. Look and say their names in Russian. Посмотри и скажи по-русски, как их зовут.





















1b.  Listen, point, and say their names in English. Послушай, покажи и произнеси имена героев на английском языке.

1. Pinocchio; 2. Pippi; 3. Alice; 4. Lillebror (Little Brother); 5. Gingerbread Man; 6. Alyonushka; 7. Chipollino.

**2a.**  Look, listen, and answer: Who's speaking?  
 Посмотри, послушай и ответь: Кто говорит?

Model. I haven't got a mum. I haven't got a brother. I haven't got a sister. I've got a dad. – Pinocchio.

				
 	x	✓	x	x
 	✓	✓	✓	✓
 	✓	✓	✓	x
 	x	x	x	x
 	✓	✓	✓✓✓✓✓✓	x
 	✓	✓	x	✓
 	✓	✓	x	x

**2b.**  Play “A guessing game”. Поиграйте в игру «Угадай».

**Model.** A: Have you got a mum?

B: No, I haven't.

A: Have you got a dad?

B: No, I haven't.

A: Pippi.

B: Yes, I'm Pippi.

**3.**  Speak to your classmate about your families. Поговорите с одноклассником о ваших семьях.

**Model.** A: Have you got a mum?

B: Yes, I have.

A: ...

**4a.** Read the names 1) after the teacher; 2) together with the teacher; 3) in pairs. Прочитай имена 1) за учителем; 2) вместе с учителем; 3) в парах.



Stacy, Selene, Ivy, Rosie, Susie, Kylie.



Jamie, Stevie, Simon, Tony, Bruce, Bryce.

**4b.**  Read the words. Прочитай слова.



Amy, Ivy, Kylie, Rosie, Selene, Stacy, Sue, Susie.



Brody, Bruce, Bryce, Jamie, Stevie, Simon, Toby, Tony.

**4с.**  Listen and check ex. 4b. Послушай и проверь упр. 4b.

**5а.**  Listen and read the words. Послушай и прочитай слова.

Cat, dog, frog, rat, snake, hen, lemur.

**5б.**  Read and act out. Прочитайте и разыграйте по ролям.




– Hi. I'm Lillebror. I've got a cat and a rat, a frog and a hen, a snake and a lemur. I've got a dog! Hi, Spot!


– Hello!



**6.**  Write the first letters. Напиши первые буквы.

Model. 1 – r (rat)



 Take part in the competition “Read the words”.  
Примите участие в соревновании «Прочитай слова».

## Lesson 7. How's your mum?

1.  Listen, look, and say the chant. Послушай, посмотри и расскажи рифмовку.

How's your mum? – She's fine. Thanks. 😊


How's your dad? – He's OK. Thanks. 😐


How's your granny? – She's very well. 😊

How's your grandad? – He's not very well. 😞

Oh! I'm sorry!

2.  Grammar secret. Грамматический секрет.



3.  Speak to your classmate. Поговори со своим одноклассником.

Model. A: How's your mum?


B: She's OK. Thanks.

A: How's your ...?

**4a.**  Play “A guessing game”. Поиграйте в игру «Угадай».

**Model.** **A:** I’ve got a mum, a dad, and a granny.

**B:** Ted.



**4b.**   Role-play. Ролевая игра.

**Model.** **Ann:** 3 4 1 0 9 7.


**Ted:** Hello!



**Ann:** Hello, Ted. How are you?






**Ted:** I’m OK, thanks. How are you?



**Ann:** I’m fine, thanks. How’s your mum?

**Ted:** She’s very well.



**5.**   Listen, chant along, and say the “Letters and sounds” chant. Послушай, проговори одновременно с записью и расскажи рифмовку «Буквы и звуки».

<p><b>Xx</b></p>  <p>fox</p>	<p><b>Yy</b></p>  <p>yellow</p>	 <p>fly</p>	 <p>baby</p>	<p><b>Zz</b></p>  <p>zebra</p>
---	--	--	---	---

**6.**   Watch, listen, and say the letter sounds (read the letters). Посмотри, послушай и назови звуки, которые эти буквы изображают (прочитай буквы).

Aa, Bb, Cc, Dd, Ee, Ff, Gg, Hh, Ii, Jj, Kk, Ll, Mm, Nn, Oo, Pp, Qq, Rr, Ss, Tt, Uu, Vv, Ww, Xx, Yy, Zz.

**7a.** Read the names 1) after the teacher; 2) together with the teacher; 3) in pairs. Прочитай имена 1) за учителем; 2) вместе с учителем; 3) в парах.



Sally, Nelly, Lilly, Molly, Buffy, Lynn.




Andy, Henry, Billy, Compu, Lucky.

**7b.**  Read the words. Прочитай слова.



Bonnie, Buffy, Kerry, Libby, Lilly, Lynn, Molly, Nelly, Sally, Sunnie, Wendy.

 Andy, Billy, Bobby, Compy, Danny, Harry, Henry, Jerry, Jimmy, Lucky, Terry.

**7c.**  Listen and check ex. 7b. **Послушай и проверь упр. 7b.**

**8.**  Read and act out. **Прочитайте и разыграйте по ролям.**

Hi. I'm Roxy.  
I'm a baby dog.  
I'm lucky!

Hi. I'm Toby.  
I'm a baby dog.  
I'm lucky!


Hi. I'm Polly.  
I'm a baby dog.  
I'm lucky!



**9.**  Write the letters. **Пропиши буквы.**

X x      Y y      Z z

 Learn to write letters. **Учись писать буквы.**

 Take part in the competition "Read the words".  
**Примите участие в соревновании «Прочитай слова».**

## Lesson 8. Alphabet festival.

1. 🎧 Sing the Alphabet song. Спой песню про алфавит.


2. Alphabet contest. Алфавитный конкурс.

1. Put the alphabet cards in the correct order. Разложите карточки с буквами алфавита в правильном порядке.

2. Name the alphabet backwards. Назовите алфавит в обратном порядке.

3. Look and say which letters Susie and Lucky have caught. Посмотри и скажи, какие буквы поймали Лаки и Сьюзи.



4.  Listen, chant along, and say the “Letters and sounds” chant in teams. Послушай, проговори одновременно с записью и Расскажи рифмовку «Буквы и звуки» по командам.



**5.** Play the “I spy” game. Look at the pictures of ex. 4. Поиграйте в игру «Я вижу». Смотрите на картинки упр. 4.

**Model.** Teacher: I spy with my little eye something beginning with the sound “s”.

Team 1: Cinema.

Team 2: Snake. Susie.

**6.** 🎧 What letters are missing? Каких букв не хватает?

**Model.** Team 1: Cc. Cat.

Team 2: ...

...at



p...g



fo...



...us



n...t



fro...



...am



d...g



bab...




**7. Play the “Guess the word” game. Поиграйте в игру “Угадай слово”.**


**Team 1:** Choose and mime a word. Выберите слово и изобразите его мимикой и жестами.

**Team 2:** Guess the word. Угадайте это слово.

1. baby	4. frog	7. snake
2. rocket	5. fly	8. pig
3. cat	6. fox	9. dog

**8.  Write the words from ex. 7 in big letters. Read them. Напишите слова из упр. 7 заглавными буквами. Прочитайте их.**

Model. 1. BABY.

** Take part in the competition “Read the words”. Примите участие в соревновании «Прочитай слова».**

**  Learn to write letters. Учись писать буквы.**


## Lesson 9. Songs and stories marathon.

1a. 🎧 Listen to the music and guess the song.  
Послушай музыку и угадай песню.



1b. 🎧 Sing the songs. Спой песни.

2a. 🎧 Listen and say the number of the story.  
Послушай и скажи номер рассказа.





## 2b. Stories marathon. Марафон рассказов.

1. Work in groups. With a dice, choose a story 1–6 from ex. 2a. Работайте в группах. С помощью кубика выберите рассказ 1–6 из упр. 2a.


2. Act out the story. Film the performance to show to your parents. Разыграйте рассказ. Снимите представление на видео, чтобы показать его родителям.

3.  Play the “True or false” board game (p. 64). Поиграйте в настольную игру «Правда или нет» (с. 64).

1. With a dice, choose a sentence and read it. С помощью кубика выберите предложение и прочитайте его.

2. Say if it's true about you. Скажите, правда ли это.

Model. Number 3. I'm 10. No, I'm 9.

 Take part in the competition “Read the words”. Примите участие в соревновании «Прочитай слова».

  Learn to write letters. Учись писать буквы.

**START**

1



I've got a cat.

2



I've got a dog.

5



I'm 5.

4



I've got a rat.

3



I'm 10.

6



I'm 9.

7



I've got a dad. I've got a mum.

8



11



I'm a cat.

10



I'm 8.

9



I'm a frog.

12



I've got a frog.

13



I've got a pig.

14



I'm 7.

**FINISH**

## Lesson 10. Peter's family.

1a. 🎧 Listen and guess: Who is speaking? Послушай и угадай: Кто говорит?



1b. 👤👤 Play “A memory game”. Сыграйте в игру «Ты помнишь?».



Model. A: I've got a brother and a sister.

B: Mr Compu.

A: Yes.

1c. 👤👤 🎧 Role-play “Telephone talk”. Ролевая игра «Разговор по телефону».

**Model.** **Peter:** Hello, Mr Compy. How are you?  
**Mr Compy:** Hi, Peter. I'm fine. Thanks. How are you?  
**Peter:** I'm fine, thanks. How's your brother?  
**Mr Compy:** He's very well. Thanks.  
**Peter:** How's your sister?  
**Mr Compy:** ...

**2a.**   **Make up and solve riddles about fairy tale characters (Lesson 6, ex. 2a). Придумайте и отгадайте загадки о сказочных героях (урок 6, упр. 2a).**

**Model 1.** **A:** I haven't got a mum. I haven't got a sister. I haven't got a brother. I've got a dad.  
**B:** Pinocchio.

**Model 2.** **A:** I haven't got a family.  
**B:** Pinocchio?  
**A:** No.  
**B:** Gingerbread Man?  
**A:** Yes!  
**B:** Hello, Gingerbread Man.  
**A:** Hello.



**2b.**   **Draw a fairy tale character's family. Speak about it. Нарисуй семью сказочного героя. Расскажи о ней.**

**Model.** Hi. I'm Lillebror. I'm 7. I've got a mum,  
I've got ... .


**2c. Have a party. Speak for your fairy tale character. Устройте вечеринку. Говори от имени своего сказочного героя.**

**Model. Chipollino:** Hello! What's your name?

**Pippi:** Hi! I'm Pippi. What's your name?

**Chipollino:** I'm Chipollino. How old are you?


**Pippi:** ...

**3.  Help Pippi to read the boys' and girls' names. Помогите Пеппи Длинныйчулок прочитать имена мальчиков и девочек.**

Jill, Dunn, Eva, Emma, Sid, Bob, Sally, Rod,  
Andy, Tom, Bill, Jane, Jeff, Steve;


Kate, Al, Susan, Greg, Polly, Max, Sandy,  
Dave, Harry, Meg, Molly, Fred.

**4.  Write, say, and read the letters from Aa to Zz. Напиши, назови и прочитай буквы от Aa до Zz.**

** Take part in the competition "Read the words". Примите участие в соревновании «Прочитай слова».**


** Play dominoes "Big and small M-Z letters". Поиграйте в домино «Большие и маленькие буквы M-Z».**

# UNIT 3. People around me.



## Lesson 1. This is my family.


### 1. 🌐 Picture dictionary.




2a. 🎧 Listen, point to the pictures, and answer:  
**How many sisters and brothers has Liz got?**  
**Сколько у Лиз сестёр и братьев?**




This is my grandad.


4 

This is my sister.


5 


6 

This is my granny.

7 

8 Oh! A cat?

8 

9 

No! My baby brother Ken!

**2b.** Read together with a) your teacher; b) your group: group 1 – Mike, group 2 – Liz, then exchange your roles.

**2c.**  Practise and perform at the Readers' Theatre.

**2d.**  Act out the story.

**3a.**   Letter secrets. Listen, read, and answer: What are the common sounds? Какие звуки общие?



This is my brother.

My granny and my grandad are great!



th



**3b. 👤👤 Read the words.**

Red, brother, Rose, grandad, granny, this, great.

**4. 📝 Write the words.**

Model. 1. a mum.



## Lesson 2. What's his name?

**1a. 🎧 Listen, look, and answer: What are their names? Как их зовут?**

**1b. 🎧 Sing the song.**

What's your name?  
My name's Liz.  
Hip, hip, hip,  
Hooray!



What's your name?  
My name's Mike.  
Hip, hip, hip,  
Hooray!



What's his name?(3)

Andy!

What's his name?(3)

Sandy!



What's her name? (3)

Polly!

What's her name? (3)

Molly!





His name's Andy.

His name's Sandy.


Her name's Polly.

Her name's Molly.

## 2. Grammar secret.

 <p><b>My name's Liz.</b></p> <p><b>I'm Liz.</b></p>	 <p><b>Your name's Mike.</b></p> <p><b>You're Mike.</b></p>
 <p><b>His name's Andy.</b></p> <p><b>He's Andy.</b></p>	 <p><b>Her name's Polly.</b></p> <p><b>She's Polly.</b></p>

**3a.** 👤👤 Read, look at the pictures, and say: What are their names? Как их зовут?



Hi, I'm Rose. Look at my family. This is my mum. Her name's Plum. This is my dad. His name's Brad. This is my sister. Her name's Sis. This is my brother. His name's Bro. This is my granny. Her name's Big Plum. This is my granddad. His name's Big Brad.

**3b.** 👤👤 Play "A memory game".

**Model. A:** Hi, I'm Rose.

**B:** Hi, Rose. Have you got a mum / a dad?

**A:** Yes, I have.

**B:** What's her / his name?

**A:** Her / his name's ...

**4. Show (покажи) your family photo. Speak about it.**

**Model.** This is my mum. Her name's Lena. Her surname's ...

5.  Look at the pictures (ex. 3a) and write about Rose's family.

Model. 1. This is her mum. Her name's Plum.  
2. This is her dad. His name's Brad.

### Lesson 3. Apple cake and orange cake.

1a.   Letter secrets. Listen, read, and answer:  
What are the common sounds? Какие звуки общие?





A baby snake is on the cake.



An apple and a cat are on a hat.

1b. Look and guess why the letter Aa stands for different sounds.

**Aa**

			
n a m e	c a t	g r a n n y	a p p l e
<input type="text"/> a <input type="text"/> e	<input type="text"/> a <input type="text"/>	<input type="text"/> <input type="text"/> a <input type="text"/> <input type="text"/> y	<input type="text"/> a <input type="text"/> <input type="text"/> <input type="text"/> e
acorn snake cake	jam dad sad	grandad Andy	thanks

BUT: family, have.

**1c.**  Help Rose to read the words with the sound “a” as in “acorn” and with the sound “a” as in “apple”.

Name, Kate, Dan, granny, Dave, Pam, baby, family, Jake, Andy, snake, hat, apple, dad, Sandy, cat.

**2a.** Read the words. What do the words mean? Что означают эти слова?



take



make



paper



hat



cake



sad



happy

**2b.**  Listen, read, and answer: What presents do Jake and Pam make? Какие подарки делают Джейк и Пэм?

1. This is Jake. He’s seven.  
This is his sister. Her name’s Pam. She’s ten.





2. Jake takes some black paper<sup>1</sup>. He makes a paper hat. Pam takes some apple jam<sup>2</sup>. She makes an apple jam cake.

3. Oh, no! The snake is on the cake! The cat is on the hat! The rat is on the apple! Bad snake!<sup>3</sup> No cake! No hat! Jake is sad. Pam is sad.



4. Jake takes some red paper. He makes a paper hat. Pam takes some orange jam<sup>4</sup>. She makes an orange jam cake.

<sup>1</sup> some black paper – немного чёрной бумаги

<sup>2</sup> apple jam – яблочный джем, варенье

<sup>3</sup> Bad snake! – Плохая змея!

<sup>4</sup> orange jam – апельсиновый джем, варенье

5. “Happy birthday<sup>1</sup>, Dad!”  
Dad is happy.



**2c.**  **True or false?**


1. Jake has got a sister.
2. Her name's Pam.
3. She's seven.
4. Jake makes a hat.
5. Jake makes an apple jam cake.
6. No hat! No cake! Jake is sad. Pam is sad.
7. Pam makes an orange jam cake.
8. Dad is happy.

**2d.**   **Read ex. 2b in pauses (в паузах). Listen and check.**

**2e.** **Read expressively. Take part in a readers' contest. Прочитай выразительно. Прими участие в конкурсе чтецов.**

---

<sup>1</sup> Happy birthday ... – С днём рождения ...

3.  Complete and write the sentences. Дополни и напиши предложения.

cake    hat    baby    snake    jam

1. Jake makes a paper ... 

2. Pam makes an orange jam ... 





3. Her granny makes apple ... 

4. My sister is one. She's a ... 

5. A baby ... is on the cake. 

## Lesson 4. Where are you from?

1.  Picture dictionary.

			
Africa	America	Belarus	Britain

**2a.**  Listen, read, and answer: Where's Nikita from? Откуда Никита?

- Hello. What's your name?
- My name's Nikita. What's your name?
- I'm Mike.

1



2



- Where are you from?
- I'm from Belarus.
- I'm from Belarus! I'm from Belarus!

– No, Peter. You're from Africa. He's from Belarus.

3



4



– I'm from Africa! I'm from Africa!

**2b.** Read together with a) your teacher; b) your group: group 1 – Mike, group 2 – Nikita, group 3 – Peter, then exchange your roles.

2c. 🌸 Practise and perform at the Readers' Theatre.

2d. 🌸 Act out the story.

3. 🌐 Grammar secret.

I'm from Britain.



You're from Africa.



He's from Belarus.



She's from Britain.



4. Read and match the sentences.

Model. 1 – C.

- |   |  |
|---|--|
| <ol style="list-style-type: none"> <li>1. Her name's Mrs Read.</li> <li>2. His name's Nikita.</li> <li>3. His name's Mr Compy.</li> <li>4. His name's Peter.</li> <li>5. Her name's Liz.</li> </ol> | <ol style="list-style-type: none"> <li>A. He's from Belarus.</li> <li>B. He's from Africa.</li> <li>C. She's from Britain.</li> <li>D. He's from America.</li> <li>E. She's from Britain.</li> </ol> |
|---|--|

**5a. 👤👤 Speak about the girls and boys.**

**Model.** Her name's Alina. She's 8. She's from Belarus.



Alina, 8,  
Belarus



Nell, 7,  
America



Tim, 6,  
Africa



Ann, 8,  
Britain



Gleb, 9,  
Belarus

**5b. Speak about you.**

**Model.** My name's ... My surname is ... I'm 9. ...

**6. 📝 Write about the girls and boys.**

**Model.** 1. Her name's Pam. She's from America.



Pam



Sam



Alina



Dan

**Lesson 5. A big dinner.**

**1a. 🎧 🌐 Letter secrets. Listen, read, and answer:**  
**What are the common sounds? What letters stand for the sounds? Какие звуки общие? Какие буквы обозначают эти звуки?**



Help! His horse is on her hat!


Pasha



Sasha and Pasha help Natasha.

**1b.**  Help Rose to read the words with the sound “h”, then with the sound “sh”.

She, he, his, Pasha, Masha, hello, her, hi, Natasha, horse, hat, help.

**2.**  Complete and write the sentences. Дополни и напиши предложения.

horse    help    her    hat    Natasha

1. This is ...



2. This is her ...



3. This is her ...



4. The horse is on ... hat.



5. Sasha and Pasha ... Natasha.



**3a.**   **Letter secrets. Listen, read, and answer: What are the common sounds? Какие звуки общие?**



Hi! I'm Nigel. I like ice cream.



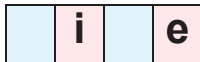
Jill has got six big pizzas.

**3b.** Look and guess why the letter **Ii** stands for different sounds.

**Ii**



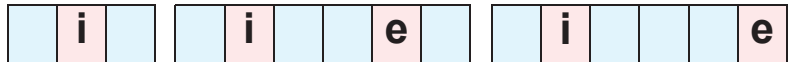
M i k e



fine  
nine  
hi



L i z s i s t e r l i t t l e



his      sister  
this     pink  
is        igloo

**3c.**  Help Rose to read the words with the sound “i” as in “ice cream”, then with the sound “i” as in “igloo”.

Liz, Mike, I, hi, six, fine, nine, Bill, this, five, little, big, nice, Jill, his, nine, ice cream, sister.

**4a.**  Read the words. What do the words mean?  
Что означают эти слова?



fish



pizza



milkshake



mint ice cream



dinner time

**4b.**  Listen, read, and answer: What's for family dinner?  
Что у семьи на ужин?

1



Jill is six. She is in Britain. Dinner time! Jill likes milkshake for dinner<sup>1</sup>.


Jill has got a big sister, Izzy. Izzy is in Africa. Dinner time! Izzy likes fish for dinner.

2



<sup>1</sup> for dinner – на ужин

Jill has got two big brothers, Nigel and Jimmy. Nigel is in America. Dinner time! Nigel likes pizza for dinner.



4



Jimmy is in India. Dinner time! Jimmy likes mint ice cream<sup>1</sup> for dinner.

Izzy, Nigel and Jimmy visit<sup>2</sup> Mum and Dad in Britain. Dinner time! Six pizzas, six fish, six mint ice creams, and six milkshakes!

5



---

<sup>1</sup> mint ice cream – мятное мороженое

<sup>2</sup> visit – навещают

**4c.**  Match the sentences.

**Model.** 1 – C.

1. Jill is six. She is in Britain.
2. Jill has got a big sister. Her name's Izzy. Izzy is in Africa.
3. Nigel is her big brother. He's in America.
4. Jimmy is her big brother. Jimmy is in India.
5. Dinner time in Britain!
  - A. Jimmy likes mint ice cream for dinner.
  - B. Nigel likes pizza for dinner.
  - C. Jill likes milkshake for dinner.
  - D. Six pizzas, six fish, six mint ice creams, and six milkshakes!
  - E. She likes fish for dinner.

**4d.**   Read ex. 4b in pauses. Listen and check.

**4e.** Read expressively. Take part in a readers' contest. Прочитай выразительно. Прими участие в конкурсе чтецов.

**5.**  Look at the pictures and write the words.

**Model.** 1. Milk.

Six, nine, fish, milk, five, pink.

1



2



3



4



5



6



## Lesson 6. Look at me!

### 1. Picture dictionary.

a mouth	a nose	eyes	ears	hair
long	short	big	little	

### 2a. Listen and point to the picture.

### 2b. Say the rhyme.

Two little eyes.  
Two big ears.  
One little mouth.



One long nose.  
Short grey hair.  
Hello! I'm Rose.

**3a.**  Listen, read, and answer: Is Nikki beautiful?  
Ники красивая?

1  It's a magic mirror!

2  I've got a little nose.

3  I've got a little mouth.

4  I've got little ears.

5  I've got big eyes.

6  I've got long hair.

7  I'm beautiful!

**3b.**  Read the story.

**4a. Read and guess: Who's speaking? Кто говорит?**

I've got short pink hair. I've got a funny (смешной) nose. I've got big ears. I'm little.



Lillebror



Pinocchio



Piglet



Alice



Pippi

**4b. Play "A guessing game".**

**Model. A:** I've got little ears and a long nose. I've got brown hair.

**B:** Are you Pinocchio?

**A:** Yes.

**5.  Complete the sentences and write about Rose.**

little

short


little

long

big













I'm Rose. I've got little eyes. I've got ... ears. I've got a ... mouth. I've got a ... nose . I've got ... hair.

** Play the game "Snakes and ladders". Поиграйте в игру «Змеи и лестницы».**



## Lesson 7. He's got purple hair!

### 1. 🌐 Picture dictionary.

 black	 brown	 grey	 green
 orange	 pink	 white	 yellow
 red	 blue	 purple	

### 2. 👤 Speak about you.

**Model.** I've got fair<sup>1</sup> hair. I've got blue eyes.

 hair	 eyes
fair	blue
black	grey
red	brown
brown	green

<sup>1</sup> fair – светлые (волосы)

**3a.**  Listen, read, and answer: Who do Liz and Mike see? Кого видят Лиз и Майк?



**Liz:** Hello, Mike! How are you?  
**Mike:** Hi! I'm fine. Thanks.



**Liz:** What's this?



**Liz:** He's got purple hair!  
**Mike:** What? Purple hair?



**Liz:** He's got yellow eyes!  
**Mike:** What? Yellow eyes?



**Mike:** Let me see.<sup>1</sup> He's got fair hair! He's got blue eyes!

**Liz:** What?



**Liz and Mike:** He's a clown!  
Ha-ha-ha!

<sup>1</sup> Let me see. – Давай посмотрю.

**3b.** Read together with a) your teacher; b) your group: group 1 – Mike, group 2 – Liz, then exchange your roles.

**3c.**  Practise and perform at the Readers' Theatre.

**3d.**  Act out the story.

**4.**  Grammar secret.



I've got red hair.



She's got fair hair.



He's got purple hair.

**5a.** Read and guess: Which clown is it? Какой это клоун?

He's got orange hair, grey eyes, a big nose, and a big mouth. He's got a blue hat. What's his name?



Bom



Winny



Bill



Wilda

## 5b. Play “A guessing game”.

**Model. A:** She’s got pink hair, green eyes, a little nose, and a big mouth. She’s got a blue hat.

**B:** Wilda.

## 5c. Complete the sentences and write about your mum or dad.

I’ve got a mum. She’s got ... hair. She’s got ... eyes. She’s got ... ears. She’s got a ... nose and a ... mouth.

I’ve got a dad. He’s got ... hair. He’s got ... eyes. He’s got ... ears. He’s got a ... nose and a ... mouth.

## Lesson 8. The Green family from Greenland.

### 1. Picture dictionary.

 one	 two	 three	 four
 five	 six	 seven	



eight



nine



ten

## 2. 👤👤 Speak to your classmate.

**Model.** A: How old are you?

B: I'm eight. How old are you?

A: I'm seven.

## 3a. 🎧 📖 Letter secrets. Listen, read, and answer: What are the common sounds? What letters stand for the sounds? Какие звуки общие? Какие буквы обозначают эти звуки?



This is Beth. Beth is three.

tree →

ee

She is in Green Tree Street.



## 3b. 👤👤 Help Rose to read the words.

Three, thanks, trees, mouth, green.

**4a. Read the words. What do the words mean?**



Greenland



street




like



sheep



jeep

**4b.  Listen, read, and answer: Who's in the twins' family? Кто есть в семье близнецов?**

1



This is Green Tree Street in Greenland.

2



This is the Green family from Green Tree Street in Greenland.

3



Beth, Meena and Cath are sisters. Beth is three. Meena is three. Cath is three.

4



Beth has got a cat. Her name's Beebee. Beth likes Beebee, and Beebee likes Beth.

5



Meena has got a dog. His name's Barkee. Meena likes Barkee, and Barkee likes Meena.

6



Cath has got a rat. Her name's GeeGee. Cath likes GeeGee, and GeeGee likes Cath.

Beth, Meena and Cath have got a granny. Her name's Martha.

7



8



Granny Martha has got a sheep. Her name's Nadalee. Granny Martha likes Nadalee, and Nadalee likes Granny.

Beth, Meena and Cath have got a granddad. His name's Lee.

9




10



Beep! Beep!


Granddad Lee has got a jeep. It's green. Beth and Beebee, Meena and Barkee, Cath and GeeGee, Granny Martha and Nadalee are in the jeep. Beep! Beep!

**4c.**  Write the names of all the characters in two groups: male and female. Напиши имена всех героев в две колонки: мужские и женские.

Beth, Meena, Cath, Beebee, Barkee, GeeGee, Lee, Martha, Nadalee.

**4d.**   Read ex. 4b in pauses. Listen and check.

**4e.** Read expressively. Take part in a readers' contest. Прочитай выразительно. Прими участие в конкурсе чтецов.


5.  Complete and write the sentences. Дополни и напиши предложения.

Street      sheep      three      green      jeep

1. Beth, Meena, and Cath are ... sisters.
2. Granny Martha has got a ... .
3. Grandad Lee has got a ... .
4. The jeep is ... .
5. The Green family is from Green Tree ... .

 Play the game “Snakes and ladders”. Поиграйте в игру «Змеи и лестницы».

## Lesson 9. Meet my family.

1a.  Listen, read, and answer: Who has got brown eyes in Tanya's family? У кого в семье Тани коричневые глаза?

My family.



My name's Tanya. I'm seven.  
I'm from America. I've got  
brown hair and brown eyes.

I've got a mum, a dad, a big sister, and a baby brother.



This is my mum. Her name's Melissa. She's got blue eyes and fair hair. She's beautiful.

This is my dad. His name's Oliver. He's nice.



This is my sister. Her name's Sonya. She's ten. She's got fair hair and brown eyes.

This is my brother. His name's Danny. He's one. He's funny.



**1b. 👤👤 Answer the questions.**

1. How old is Tanya?
2. Where's Tanya from?
3. What colour is her hair?
4. What colour are her eyes?
5. Has Tanya got a mum?
6. Has Tanya got a dad?

7. Has Tanya got a sister?
8. How old is she?
9. Has Tanya got a brother?
10. What's his name?
11. How old is he?

**2.** 💡 **Do the project: “My family” booklet. Сделай проект: буклет «Моя семья».**

- Write about your family. Напиши о своей семье.
- Draw your family or stick photos. Нарисуй свою семью или приклей фотографии.
- Make the booklet. Сделай буклет.
- Be ready to present your project. Будь готов представить свой проект.

## Lesson 10. How old is he?

**1a.** 🎧 **Listen, read, and answer: Who's Lucky's friend? Кто друг Лаки?**



1

**Lucky:** What's your name?

**Susie:** Susie. What's your name?

**Lucky:** I'm Lucky.

**Lucky:** How old are you?

**Susie:** I'm four. How old are you?

**Lucky:** I'm two.

**Lucky:** Have you got a sister?

**Susie:** Yes, I have. Her name's Kitty. She's beautiful. She's got long white hair and big blue eyes. She's got little ears and a little pink nose.

**Lucky:** How old is she?

**Susie:** She's four.

2



3



**Susie:** Have you got a sister?

**Lucky:** No, I haven't.


**Susie:** Have you got a brother?

**Lucky:** No, I haven't.

**Lucky:** I've got a friend. He's got brown hair. He's got blue eyes. He's nice.

**Susie:** Look! Your friend!

4



5



**Lucky:** No. This is my friend. His name's Mike.

**Susie:** How old is he?

**Lucky:** Oh, Susie!

### 1b. 🧑🧑 True or false?

1. Susie is four.
2. Susie has got a brother.
3. Her sister is beautiful.
4. Lucky is four.

5. Lucky has got a brother. 6. Lucky has got a sister. 7. Mike has got brown eyes.

**1c.** Read together with a) your teacher; b) your group: group 1 – Lucky, group 2 – Susie, then exchange your roles.

**1d.**  Practise and perform at the Readers' Theatre.

**1e.**  Act out the story.

**2.** Speak about your friend. Don't say his / her name. Let your classmates guess his / her name.

**3.** Speak to your new (новым) classmate.

**Model.** A: What's your name?

B: I'm Anton. What's your name?

A: I'm Dasha.

B: How old are you?

A: I'm seven. How old are you?

B: I'm eight.

A: Have you got a sister?

B: No, I haven't. Have you got a sister?


A: Yes, I have.

B: What's her name?

A: Her name's Polina.

 Play the game "Snakes and ladders". Поиграйте в игру «Змеи и лестницы».

# UNIT 4. Our pets.




## Lesson 1. In a pet shop.

### 1. Picture dictionary.

			
a budgie	a goldfish	a guinea pig	a tortoise
			
a kitten	a puppy	a rat	

### 2. Letter secrets. Listen, read, and answer: What are the common sounds? What letters stand for the sounds? Why?

The goldfish and the guinea pig are big, but not the budgie.





The puppy and the budgie jump on the bus, but not Susie.



b u s      j u m p      p u p p y      l u c k y

u        u         u   y       u   y

3a. Listen and point to the pictures.

3b. Listen, read, and say the chant.



What's this? – It's a dog!



What's this? – It's a frog!



What's this? – It's a cat!




What's this? – It's a rat!


4a. Listen, read the story, and answer: Who's the monster? Кто чудовище?



Liz: What's this, Mrs Read?


Mrs Read: It's a guinea pig.





**Liz:** Look! It's a tortoise.

**Mike:** It's a goldfish.



**Liz:** Is it a parrot, Mrs Read?

**Mrs Read:** No, it's a budgie.

**Mike:** What's this? A monster?



**Peter:** No, it's me, Peter!  
Ha-ha-ha!


**4b.** Read together with a) your teacher; b) your group: group 1 – Mrs Read, group 2 – Mike, group 3 – Liz, group 4 – Peter, then exchange your roles.

**4c.** 🧑🧑🧑 Practise and perform at the Readers' Theatre.

**4d.** 🧑🧑🧑 Act out the story.


**5.** 📝 What's this? Look and write the answer.

**Model. 1.** – It's a rat.




## Lesson 2. Our pets.

### 1. 📖 Picture dictionary.




### 2a. Count the pets.

### 2b. 🎧 Listen and point to the picture.



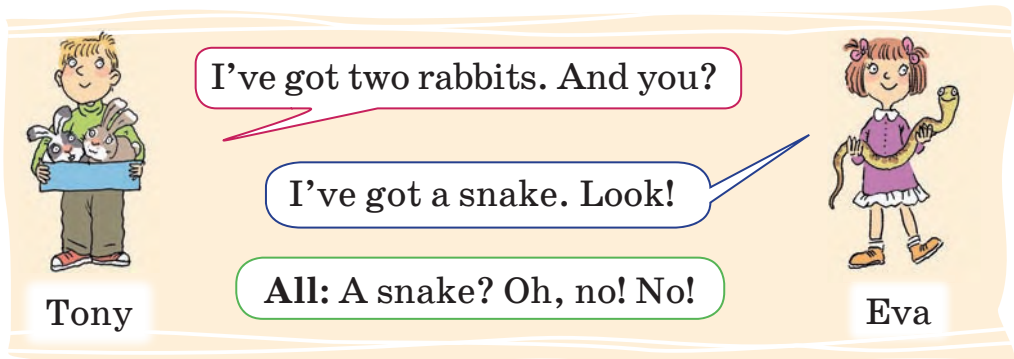
Dan

Look! I've got four hamsters.



Sam

I've got three parrots.



Tony

Eva


**2c.** Read together with a) your teacher; b) your group: group 1 – Dan, group 2 – Sam, group 3 – Tony, group 4 – Eva, then exchange your roles.

**2d.** 🐾 Practise and perform at the Readers' Theatre.

**2e.** 🐾 Act out the story.

**3.** 📖 Grammar secret.

one cat – two cats



hamsters  
dogs  
frogs

rabbits  
parrots  
cats

foxes  
boxes  
tortoises

**4a.**  Listen and sing the song “Ten funny<sup>1</sup> little rabbits”.



One funny, two funny,  
three funny little rabbits,  
Four funny, five funny,  
six funny little rabbits,  
Seven funny, eight funny,  
nine funny little rabbits,  
Ten funny little rabbits.



**4b.** Make up your song.

**5a.** Speak about your pets.

a kitten – **three** kittens    a puppy – **two** puppies

a goldfish – **four** goldfish

**Model.** A: I’ve got a kitten.

B: I’ve got three puppies.

**5b.** Play “A memory game”. Speak about your class.

**Model.** Natasha’s got a cat. Vova’s got a dog.

<sup>1</sup> funny – смешные

**5c.** Count the pets of your classmates.

Model. We've got 5 dogs.

**6a.**  Count the pets and write (see ex. 3, p. 8).

Model. two kittens



... kittens, ... parrots, ... puppies, ... goldfish.

**6b.**  Write sentences about the boy and his pets.

Model. He's got two kittens.

## Lesson 3. I want<sup>1</sup> a pet.

**1.**  Listen and look. Read and say the chant.



Have you got a parrot?  
Have you got a frog?  
Have you got a tortoise?  
Have you got a dog?

<sup>1</sup> want – хочу

I haven't got a parrot.  
 I haven't got a frog.  
 I haven't got a tortoise.  
 I haven't got a dog.



Have you got a rabbit?  
 Have you got a cat?  
 Have you got a goldfish?  
 Have you got a rat?

I haven't got a rabbit.  
 I haven't got a cat.  
 I haven't got a goldfish.  
 I haven't got a rat.



I want a pet!

## 2. 🌐 Grammar secret.

?	<b>Have</b> you <b>got</b> a pet?
+	Yes, I <b>have</b> . I've <b>got</b> a rabbit.
-	No, I <b>haven't</b> . I <b>haven't got</b> a pet.

I've = I **have**

**haven't** =  
**have not**

### 3a. 🧑🧑 Play “A guessing game”.

**Model.** A: Have you got a budgie?

B: No, I haven't.

A: Have you got a cat?

B: Yes, I have.

A: You're Natasha.

B: Right!<sup>1</sup>



Bob



Natasha



Jill



Rob



Tim

### 3b. 🧑🧑 Read and guess: Who is speaking?

1. I've got a puppy. Its name's Rusty. It's got brown eyes, a black nose, little ears and grey hair. It's nice.

It's got brown eyes. =  
It has got brown eyes.  
It's nice. = It is nice.

2. I've got a parrot. It's beautiful. It's got little black eyes. It's red, blue, and green. It's funny.

3c. 🧑🧑 Look at the pictures and speak about the other pets that you like.

<sup>1</sup> Right! – Правильно!

**3d.**  Look at the pictures and speak about you.

**Model.** I haven't got a budgie. I haven't got a frog. I've got a cat. My cat is black. It's got yellow eyes. It's got ...

**4a.**  Look, read, and guess the animal.

**Model.** It's got a little mouth.  
It's got a pink nose.  
It's got black eyes.  
It's got big ears. What is it?



**4b.** Make up your riddles. Tell them to the class.



**5.**  Ask Liz and write the questions (see ex. 1, p. 102, 105).

**Model.** 1. Have you got a tortoise?



## Lesson 4. I can swim.

### 1. Picture dictionary.

 jump	 dance	 swim
 run	 hide	 climb a tree
 walk	 sing	 fly

### 2. Letter secrets. Listen, read, and answer: What's the common sound? What letter stands for the sound?



White rabbits can  
walk and swim.



3a. 🌐 Grammar secret.



I		
He		walk
She		fly
It	can	hide
We		run
You		dance
They		

3b. 🎧 👤 Susie, Lucky, Peter, and Rose are boastful<sup>1</sup> pets. Listen, read, and answer: Who says it?  
Кто это говорит?

1. I can walk. I can jump and run. I can swim.
2. I can walk. I can jump and run. I can swim.  
I can climb trees.
3. I can walk. I can jump and run. I can swim.  
I can hide.
4. I can walk. I can jump and run. I can fly.

<sup>1</sup> are boastful – любят хвалиться

**4a.**  Read and complete the ad<sup>1</sup> about one of the lost pets.

Take<sup>2</sup> the ... . It's little. It's white and brown. It's got long ears and black eyes. It's got a black nose. It's beautiful. It can walk, run and jump. It's funny.



**4b.** Make up your ad about a lost pet. Find a family for the lost pet.<sup>3</sup> Who wants to take it? Кто хочет его взять?

**5.**  Draw your favourite pet and write about it.

1. It's a ... .
2. It can ... and ... .
3. It can ... .
4. It has got ... and ... .
5. It's ... .

## Lesson 5. I can't climb a tree.

**1a.**  Listen, read, point to the picture, answer: What can the cat do? What can the dog do?

---

<sup>1</sup> ad – рекламное объявление

<sup>2</sup> Take – возьми(те)

<sup>3</sup> Find a family for the lost pet. – Найди семью для потерявшегося домашнего питомца.

**Cat:** I can run.

**Dog:** I can run too.

**Peter:** I can run!



**Cat:** I can jump.

**Dog:** I can jump too.

**Peter:** I can jump!

**Cat:** I can climb a tree.

**Dog:** I can climb a tree too.

**Peter:** I can climb a tree!



**Peter:** Ha-ha-ha! You can't climb a tree!

**Dog:** I can't climb a tree. But<sup>1</sup> I can swim!

**1b.** Read together with a) your teacher; b) your group: group 1 – Lucky, group 2 – Susie, group 3 – Peter, then exchange your roles.

**1c.** 🐾 Practise and perform at the Readers' Theatre.

**1d.** 🐾 Act out the story.

<sup>1</sup>but – но

1e. 🌐 Grammar secret.

I	can't	climb a tree
He		
She		
It		
We		
You		
They		



2. 👤 Play “A guessing game”.

**Model.** A: It can walk and fly. It can run and jump. It can't swim. What is it?

B: It's a budgie.

A: Yes, it is.

✓ = can

✗ = can't

	walk	run	jump	swim	fly
A budgie	✓	✓	✓	✗	✓
A kitten	✓	✓	✓	✓	✗
A goldfish	✗	✗	✗	✓	✗
A tortoise	✓	✗	✗	✓	✗
A snake	✗	✗	✗	✓	✗

**3a. 👤👤 What's wrong?<sup>1</sup>. Read and answer.**

**Model.** A tortoise can't fly.



A tortoise can walk. It can swim. It can hide. It can fly. It can't run.

A budgie can fly. It can walk. It can't jump. It can swim.



A goldfish can swim. It can jump. It can run. It can't sing.

A puppy can jump. It can run. It can't walk. It can swim.



**3b. 📝 Write the answers.**

**Lesson 6. Can you swim?**

**1a. 🎧 Listen and point to the pictures.**

**1b. Read and sing the song.**

Can you fly like<sup>2</sup> a parrot?  
Can you swim like a dog?



<sup>1</sup> What's wrong? – Что неправильно?

<sup>2</sup> like – как

Can you hide like a mouse?  
Can you jump like a frog?



Can you walk like a cat?  
Can you run like a rabbit?



Can you dance like a hamster?  
Can you sing like a parrot?



I can, you can, he can, she can, we can,  
they can, too.

## 2. 🌐 Grammar secret.

can't = cannot

?	Can a dog swim?		Can a parrot swim?
+	Yes, it <b>can</b> . A dog <b>can</b> swim.	-	No, it <b>can't</b> . A parrot <b>can't</b> swim.

## 3. 👤 Express surprise and correct the sentences. Вырази удивление и исправь предложения.

Model. 1. Budgies can swim. – Can budgies swim?  
No, budgies can't swim.

1. Budgies can swim.
2. Hamsters can fly.
3. Snakes can walk.
4. Tortoises can jump.
5. Goldfish can run.

4a. 🎧 Listen to the children. Guess their pets.


Model. He's got a dog.

4b. 👤👤 Read and match with the picture.

A



B



C



D



E



F



1. My pet is little. It's green. It can jump and swim. It can't walk or run.

2. My pet is little. It's green, blue, and yellow. It can fly. It can sing.

---

3. My pet is little. It's green, brown, and black. It can walk and hide. It can swim. It can't jump or fly.

---

4. My pet is big. It's black and white. It's got brown eyes. It's got long ears. It can walk and run. It can jump and swim.

5. 👤👤 Play "A guessing game".

Model:

Can it	run? jump? walk? swim? fly?	Yes, it can. No, it can't.
--------	---	-------------------------------



Is it	big? little? brown? green? white?	Yes, it is. No, it isn't.
-------	---	------------------------------

It's a	rat. hamster.	Wrong! Right!
--------	------------------	------------------

## 6. Complete and write the sentences.

swim      fly      walk      black      yellow

I've got a beautiful budgie. It's green and  
(1) ... . It's got little (2) ... eyes. It can (3) ... and  
(4) ... . It can't (5) ... .

## Lesson 7. Animal shelter.<sup>1</sup>

1a.  Listen, look, and speak about the budgie.

1b. Read and say the chant.

Has he got a cat?	He hasn't got a cat.
Has he got a rat?	He hasn't got a rat.
Has he got a dog?	He hasn't got a dog.
Has he got a frog?	He hasn't got a frog.




He's got a little budgie.  
It's yellow, green, and blue.  
He loves his little budgie.  
His budgie loves him too.

<sup>1</sup> Animal shelter. – Приют для животных.

## 2. 🗺️ Grammar secret.

?	Has he got a cat?	Has she got a cat?
+	Yes, he <b>has</b> . He's got a cat.	- No, she <b>hasn't</b> . She <b>hasn't</b> got a cat.
he's = he has		hasn't = has not

## 3a. 🎧 Listen and say the number<sup>1</sup> of the pet.



## 3b. 👤 Read and say the number of the pet.

A. It's brown. It's got long ears and a big mouth. It's got a black nose. It can jump and run. It can swim. It can't fly. Help me find my pet.<sup>2</sup>

<sup>1</sup> say the number – назови номер

<sup>2</sup> Help me find my pet. – Помогите мне найти моего домашнего питомца.

**B.** It's grey. It's got long ears and a little mouth. It's got little black eyes. It's got a pink nose. It can jump and run. It can't swim. It can't fly. Help me find my pet.

**C.** It's yellow and brown. It's got little ears and a little mouth. It's got a little nose. It can walk and swim. It can't jump or run. It can't fly. Help me find my pet.

**D.** It's grey and white. It's got little ears and a little mouth. It's got a pink nose. It can walk, jump, and run. It can swim. It can climb a tree. It can't fly. Help me find my pet.



**3c.** Choose a pet and speak about it. Which pet do you want to adopt? Какого домашнего питомца ты хочешь себе взять?

**3d.**  Complete the text and write it. Which pet is it?

little    jump    long    blue    fly    swim

It's green, (1) ..., black, and yellow. It's little. It's got little ears and a (2) ... mouth. It's got a (3) ... nose. It can walk, (4) ... and run. It can't (5) ... . It can (6) ... . Help me find my pet.

## Lesson 8. My big pet shop.

1a.   Letter secrets. Listen, read, and answer: What are the common sounds? What letter stands for the sounds?

No, Rose! Don't go!



Tom's got a dog. Bob's got a frog.

1b. Look and guess why the letter Oo stands for different sounds.

Oo

o		o														
g o	n o s e	g o t	l o n g													
<table border="1"><tr><td> </td><td>o</td></tr></table>		o	<table border="1"><tr><td> </td><td>o</td><td> </td><td>e</td></tr></table>		o		e	<table border="1"><tr><td> </td><td>o</td><td> </td></tr></table>		o		<table border="1"><tr><td> </td><td>o</td><td> </td><td> </td></tr></table>		o		
	o															
	o		e													
	o															
	o															
no	Rose	dog	Compy													

2a. Read the words. What do the words mean?



stand



little place



bump



sad



pat



hand



jump



happy




make



go



stop

**2b.**  Listen, read, and answer: When are the pets happy? Когда домашние питомцы счастливы?



1. I've got a pet shop, and  
I haven't got place to stand  
With a parrot, a rabbit, a cat,  
A hamster, a snake, and a rat!

2. I've got a pet shop, but  
I go bump, bump, bump  
Into the parrot, the rabbit, the cat,  
The hamster, the snake, and the rat!



3. Look! My pets are sad!  
It's bad my pets are sad<sup>1</sup> ...  
What's that?<sup>2</sup>  
What's that?



4. I make a big pet shop,  
And I pat my pets,  
and I pat them<sup>3</sup>,  
I pat them and don't stop!

5. I pat with my hand  
My parrot, my rabbit, my cat,  
My hamster, my snake, and my rat!  
And it isn't bad!



6. Look! What's that?  
My pets aren't sad.  
What's that?  
What's that?

---

<sup>1</sup> It's bad my pets are sad ... – Плохо, что мои домашние питомцы грустят ...

<sup>2</sup> What's that? – Что это?

<sup>3</sup> I pat them – я их глажу



7. The parrot, the rabbit, the cat,  
The hamster, the snake, and  
the rat  
Are happy in the big pet shop!  
They jump and they don't stop!

**2c.** 👤👤 **Number the sentences in the correct order.**

**Model.** 1 – B, ...

A. The pets are sad in the little pet shop. B. He's got six pets in his pet shop. C. He makes a big pet shop. D. He bumps into the pets. E. The pets are happy in the big pet shop. F. He pats his pets.

**2d.** 👤👤 🎧 **Read ex. 2b in pauses. Listen and check.**

**2e.** **Read expressively. Take part in a readers' contest.**

**3.** **Make up your poem. Change rhyme 1, then 2–7. Choose from the words kitten, tortoise, goldfish, puppy, budgie. Keep the rhyming words cat, rat.**

**4.** 📝 **Write any 4 lines of your poem. Напиши 4 любые строчки своего стихотворения.**

🎲 **Play the game "Snakes and ladders". Поиграйте в игру «Змеи и лестницы».**

## Lesson 9. Project “My pet”.

### 1. 👤👤 Read and guess: What’s Susie’s favourite pet? Какой у Сьюзи любимый домашний питомец?

Susie: Hi, Lucky!

Lucky: Hello, Susie! What’s this?

Susie: It’s my pet. Guess it!

Lucky: OK. Has it got long ears?

Susie: No, it hasn’t.

Lucky: Has it got a big mouth?

Susie: No, it hasn’t.

Lucky: Is it brown?

Susie: No, it isn’t. It’s red.

Lucky: Can it jump and walk?

Susie: No, it can’t.


Lucky: Can it swim?

Susie: Yes, it can.

Lucky: Can it fly?

Susie: No, it can’t.

Lucky: Is it a ...?



### 2. 👤👤 Play “A guessing game” about pets.

#### Help box

Has it got ... ? – Yes, it has. / No, it hasn’t.

Is it ...? – Yes, it is. / No, it isn’t.

Can it ...? – Yes, it can. / No, it can’t.

### 3. Read about Mr Compy's favourite pet and guess it.



I've got a pet. Its name's Winnie.  
It's two. It's little. It's yellow and  
brown.

It's got little ears, little black eyes,  
and a pink nose.

It can run and walk. It can hide.

It can't swim. It can't fly. It's funny.

### 4. 💡 Do the project "My pet".

- Write a riddle about your favourite pet (see ex. 3). Напиши загадку о твоём любимом домашнем животном (см. упр. 3).
- Draw it. Нарисуй его.
- Be ready to present your project. Будь готов представить свой проект.

## Lesson 10. Christmas presents.<sup>1</sup>

### 1. Talk to Santa Claus.

What's your name?

What's your surname?

How old are you?

---

<sup>1</sup> Christmas presents. – Рождественские подарки.

What's your mum's name?  
What's your dad's name?  
Have you got a cat?  
Have you got a goldfish?  
Can you dance? Dance!  
Can you sing? Sing!



## 2. Count.

<b>11</b> eleven	<b>12</b> twelve	<b>13</b> thirteen	<b>14</b> fourteen	<b>15</b> fifteen
<b>16</b> sixteen	<b>17</b> seventeen	<b>18</b> eighteen	<b>19</b> nineteen	<b>20</b> twenty

A festive Christmas scene featuring a large red gift box with a yellow ribbon, a smaller yellow gift box, holly leaves with red berries, a golden bell, and several lit yellow candles. The background is a warm, golden glow with stars and swirls.

**3a.**  How many lost presents<sup>1</sup> can you see?  
Count.



**3b.**  Read and match. What's wrong?

2 zebras, 5 puppies, 3 kittens, 4 rabbits, 8 frogs.

**4. Role-play. Get a present from Santa Claus.**

**Model.** **Santa Claus:** I've got a present. It's little.  
It's green. It can jump and swim.

**Pupil:** It's a frog.

**Santa Claus:** Yes! Take the frog. Here you are.


**Pupil:** Thank you.

<sup>1</sup> How many lost presents ... – Сколько потерянных подарков ...

5.  Read the letters and complete them:

Natasha wants<sup>1</sup> a ...

Ben wants a ...



<sup>1</sup> wants – хочет

6. 👤👤 Look, read, and answer: What presents has Natasha got? What presents has Ben got?



7. 🎧 Sing the song.



We wish you a merry Christmas!  
 We wish you a merry Christmas!  
 We wish you a merry Christmas  
 And a Happy New Year<sup>1</sup>!

<sup>1</sup>Happy New Year – счастливого Нового года

# Vocabulary / Словарь.

## Aa

\***acorn** – жёлудь  
**Africa** – Африка  
**Alice** – Алиса  
\***Alyonushka** – Алёнушка  
**America** – Америка  
**and** – и  
**apple** – яблоко

## Bb

**baby** – ребёнок  
**Belarus** – Беларусь  
**big** – большой  
**black** – чёрный  
**blue** – голубой  
**book** – книга  
**boy** – мальчик  
**Britain** – Великобритания  
**brother** – брат

---

\* Звёздочкой обозначены слова и выражения для понимания, а не для использования в речи.

**brown** – коричневый

**budgie** – волнистый попугайчик

\***bus** – автобус

## Сс

**Can a dog swim?** – Собака умеет плавать?

**cat** – кот

\***Chipollino** – Чиполлино

\***cinema** – кинотеатр

\***Gingerbread Man** – Пряничный человечек

**climb a tree** – залезать на дерево

**close** – закрывать

**computer** – компьютер

\***count** – считать

## Dd

**dad** – папа

**dance** – танцевать

**dog** – собака

\***draw** – рисовать

## Ee

**ears** – уши

\***Egypt** – Египет

**eight** – восемь

**eighteen** – восемнадцать  
**\*elephant** – слон  
**eleven** – одиннадцать  
**\*exercise book** – тетрадь  
**eyes** – глаза

## **Ff**

**family** – семья  
**fifteen** – пятнадцать  
**fish** – рыба  
**five** – пять  
**fly** – летать  
**four** – четыре  
**fourteen** – четырнадцать  
**fox** – лиса  
**\*friend** – друг  
**\*frog** – лягушка  
**\*funny** – смешной

## **Gg**

**\*giraffe** – жираф  
**\*girl** – девочка  
**\*give** – давать  
**goldfish** – золотая рыбка  
**\*good** – хороший

**grandad** – дедушка  
**granny** – бабушка  
**green** – зелёный  
**grey** – серый  
**guinea pig** – морская свинка

## **Hh**

**hair** – волосы  
**hamster** – хомяк  
**\*happy** – счастливый  
**Have you got a cat?** – У тебя есть кот?  
**he** – он  
**He's got black hair.** – У него чёрные волосы.  
**hello** – привет  
**\*help** – помогать  
**her** – её  
**hi** – привет  
**hide** – прятаться  
**his** – его  
**\*horse** – лошадь  
**\*hot dog** – хот-дог  
**How are you?** – Как у тебя дела?  
**How is your mum?** – Как твоя мама?  
**\*How many?** – Сколько?  
**How old are you?** – Сколько тебе лет?

## Ii

**I** – я

**I can run.** – Я умею бегать.

**I can't jump.** – Я не умею прыгать.

**ice cream** – мороженое

**I haven't got a parrot.** – У меня нет попугая.

**\*igloo** – иглу

**I'm / He's / She's / You're / They're from America.** – Я / он / она / ты (вы) / они из Америки.

**I'm eight.** – Мне восемь лет.

**I'm fine / OK.** – У меня все хорошо.

**\*I'm sorry.** – Простите меня.

**I've got a mum.** – У меня есть мама.

## Jj

**\*jam** – варенье, джем

**jump** – прыгать

## Kk

**kitten** – котёнок

## Ll

**\*lemon** – лимон

**\*letter** – буква

**\*Lillebror (Little Brother) – Малыш**

**listen – слушать**

**little – маленький**

**long – длинный**

**\*look – смотреть**

## Mm

**\*mouse – мышка**

**mouth – рот**

**mum – мама**

**my – мой**

## Nn

**name – имя**

**nine – девять**

**nineteen – девятнадцать**

**no – нет**

**nose – нос**

**\*nut – орех**

## Oo

**one – один**

**\*open – открывать**

**orange – оранжевый; апельсин**

**\*oval – овал; овальный**

## Pp

**parrot** – попугай  
**\*pen** – ручка  
**\*pencil** – карандаш  
**pet** – любимое животное  
**\*pig** – свинка  
**pink** – розовый  
**\*Pinocchio** – Буратино  
**\*Pippi** – Пеппи Длинный чулок  
**play** – играть  
**\*please** – пожалуйста  
**\*point** – указывать  
**puppy** – щенок  
**purple** – фиолетовый  
**\*put** – класть

## Qq

**\*queen** – королева

## Rr

**rabbit** – кролик  
**rat** – крыса  
**read** – читать  
**red** – красный  
**run** – бегать  
**\*rocket** – ракета

## Ss

**seven** – семь

**seventeen** – семнадцать

**she** – она

**She's not very well.** – Она не очень хорошо себя чувствует.

**She's very well.** – У неё все очень хорошо.

**short** – короткий

**sing** – петь

**sister** – сестра

**sit down** – садиться

**six** – шесть

**sixteen** – шестнадцать

**\*sleep** – спать

**\*snake** – змея

**\*sound** – звук

**\*speak** – говорить

**speak English** – говорить по-английски

**stand up** – вставать

**swim** – плавать

## Tt

**\*take** – брать, взять

**\*telephone** – телефон

**ten** – десять

**thanks, thank you** – спасибо  
**they** – они  
**thirteen** – тринадцать  
**This is my dad.** – Это мой папа.  
**three** – три  
**tortoise** – черепаха  
**twelve** – двенадцать  
**twenty** – двадцать  
**two** – два

## Uu

\***umbrella** – зонтик  
\***uniform** – форма

## Vv

\***vase** – ваза

## Ww

**walk** – ходить, гулять; прогулка  
\***we** – мы  
\***What colour?** – Какого цвета?  
**What's this?** – Что это?  
**What's your / his / her name?** – Как тебя / его /  
её зовут?

**What's your phone number?** – Какой твой номер телефона?

**Where are you from?** – Откуда ты?

**white** – белый

**\*window** – окно

**\*write** – писать

## Yy

**yellow** – жёлтый

**yes** – да

**you** – ты, вы

**your** – твой, ваш

## Zz

**\*zebra** – зебра



Список заимствованных иллюстраций, размещённых в учебном пособии для использования в образовательном процессе

(Название учреждения образования)

Учебный год	Имя и фамилия учащегося	Состояние учебного пособия при получении	Оценка учащегося за пользование учебным пособием
20 /			
20 /			
20 /			
20 /			
20 /			

*Учебное пособие издано за счет средств государственного бюджета для фондов библиотек по заказу Министерства образования Республики Беларусь.*

Учебное издание

**Лапицкая Людмила Михайловна  
Калишевич Алла Ивановна  
Севрюкова Татьяна Юрьевна  
Седунова Наталья Михайловна**

## **АНГЛИЙСКИЙ ЯЗЫК**

Учебное пособие для 3 класса учреждений общего среднего образования с русским языком обучения

**В двух частях**

**Часть 1**

*2-е издание, пересмотренное и дополненное*

Электронное приложение



Редакторы *В.И. Канопа, О.В. Ракицкая*. Художественный редактор *Т.Ю. Таран*.  
Компьютерная верстка *Ю.Н. Трусевич*. Корректоры *В.И. Канопа, О.В. Ракицкая*.

Подписано в печать 12.05.2023. Формат 70×90/16. Бумага офсетная. Гарнитура «SchoolBook». Печать офсетная. Усл. печ. л. 10,53 + 0,29 (форз.). Уч.-изд. л. 4,53 + 0,4 (форз.) + 4,0 (электрон. прил.). Тираж 114 039 экз. Заказ 219.

Республиканское унитарное предприятие «Издательство “Вышэйшая школа”». Свидетельство о государственной регистрации издателя, изготовителя, распространителя печатных изданий № 1/3 от 08.07.2013. Пр. Победителей, 11, 220004, Минск. e-mail: market@vshph.com <http://vshph.com>

Открытое акционерное общество «Полиграфкомбинат им. Я. Коласа». Свидетельство о государственной регистрации издателя, изготовителя, распространителя печатных изданий № 2/3 от 04.10.2013. Ул. Корженевского, 20, 220024, Минск.

Правообладатель Вышэйшая школа